

Garfield Heights City School District

Monthly Financial Report

Fiscal Year 2024 Revenue and Expenditure Activity Through November

Table of Contents

FISCAL YEAR 2024 REVENUE AND EXPENDITURE ANALYSIS THROUGH NOVEMBER	3
FISCAL YEAR 2024 MONTHLY REVENUE ANALYSIS - NOVEMBER	4
FISCAL YEAR 2024 REVENUE ANALYSIS - JULY - NOVEMBER	5
FISCAL YEAR 2024 MONTHLY EXPENDITURE ANALYSIS - NOVEMBER	6
FISCAL YEAR 2024 EXPENDITURE ANALYSIS - JULY - NOVEMBER	7

FISCAL YEAR 2024 REVENUE AND EXPENDITURE ANALYSIS THROUGH NOVEMBER

1. ACTUAL COMPARED TO FORECAST VARIANCE AND NET FAVORABILITY ANALYSIS

CURRENT YEAR-TO-DATE REVENUE COLLECTIONS INDICATE A

\$1,313,237

FAVORABLE COMPARED TO FORECAST

CURRENT YEAR-TO-DATE EXPENDITURES INDICATE A

\$230,972

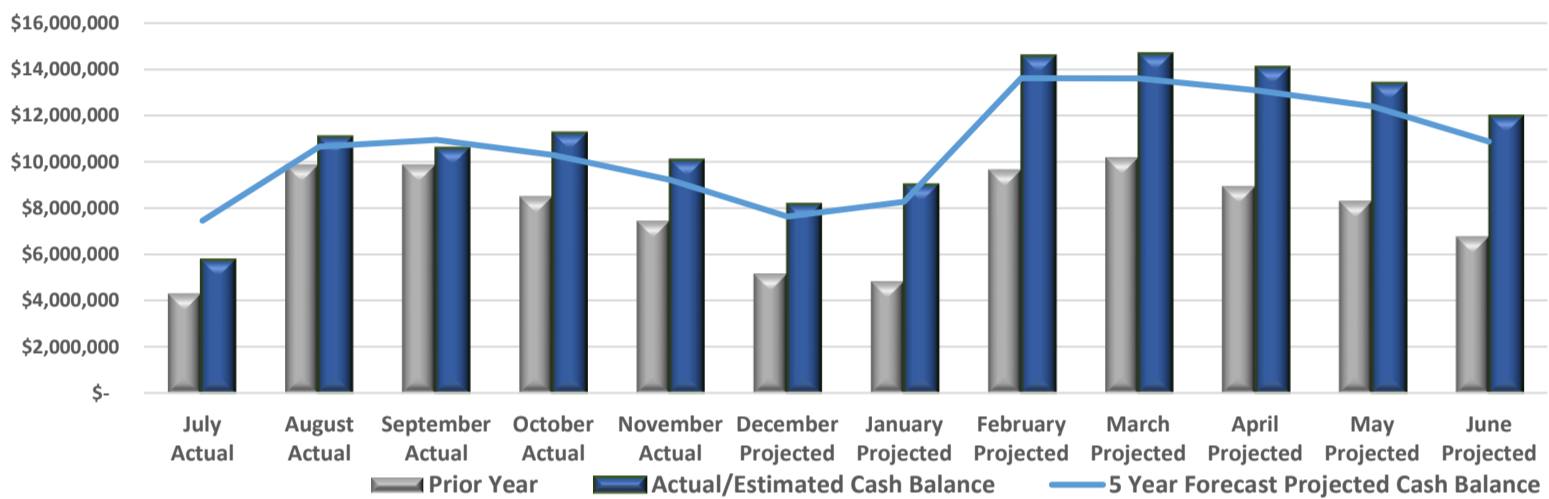
UNFAVORABLE COMPARED TO FORECAST

POTENTIAL NET IMPACT WOULD RESULT IN A

\$1,082,264

FAVORABLE IMPACT ON THE CASH BALANCE

2. VARIANCE AND CASH BALANCE COMPARISON



CURRENT MONTHLY CASH FLOW ESTIMATES A JUNE 30, 2024 CASH BALANCE OF

\$11,949,251


Current monthly cash flow estimates, including actual data through November indicate that the June 30, 2024 cash balance will be \$11,949,251, which is \$1,082,264 more than the five year forecast of \$10,866,987.

June 30 ESTIMATED CASH BALANCE IS

\$1,082,264

MORE THAN THE FORECAST/BUDGET AMOUNT

3. FISCAL YEAR 2024 REVENUE SHORTFALL/SURPLUS ANALYSIS (BASED UPON ACTUAL/ESTIMATED VARIANCE)



OPERATING SURPLUS OF

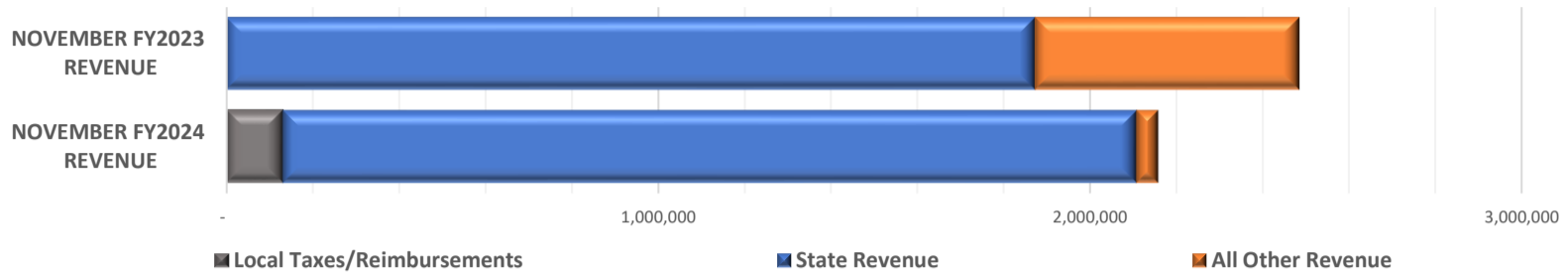
\$5,176,105

WILL INCREASE THE CASH BALANCE BY THE END OF THE FISCAL YEAR

Current cash flow monthly trend-estimates indicate this year's ending June 30 cash balance will INCREASE \$5,176,105 compared to last fiscal year ending June 30. This surplus outcome is the result of the cash flow revenue estimate of \$47,732,635 totaling more than estimated cash flow expenditures of \$42,556,529.

FISCAL YEAR 2024 MONTHLY REVENUE ANALYSIS - NOVEMBER

1. NOVEMBER REVENUE COLLECTIONS COMPARED TO PRIOR YEAR

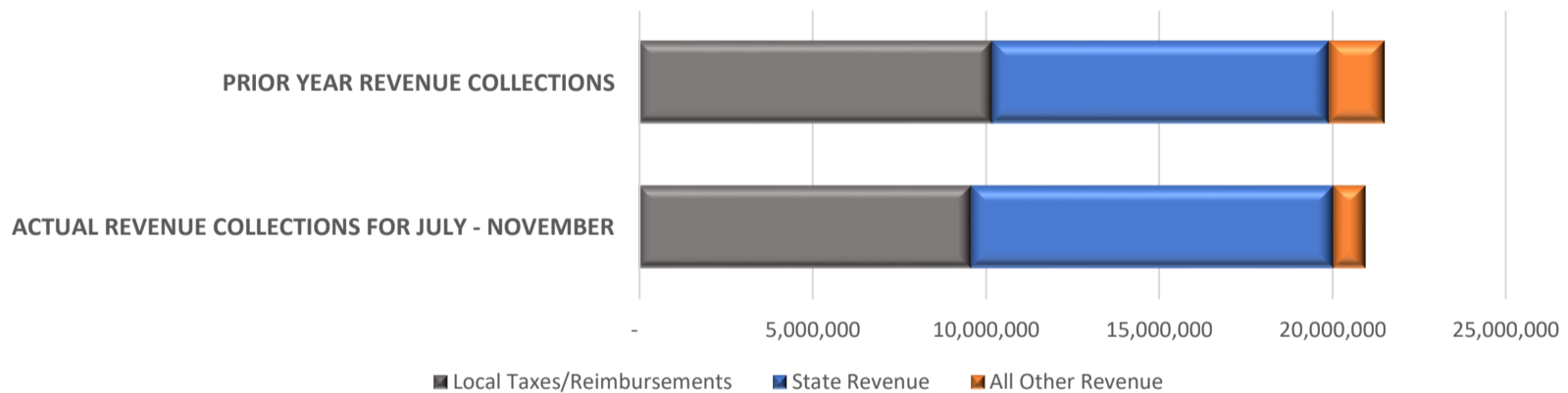


	Actual Revenue Collections For November	Prior Year Revenue Collections	Actual Compared to Last Year
Local Taxes/Reimbursements	130,813	-	▲ 130,813
State Revenue	1,978,043	1,873,119	▲ 104,924
All Other Revenue	50,401	613,745	▼ (563,343)
Total Revenue	2,159,257	2,486,864	▼ (327,607)

Actual revenue for the month was down **\$327,607** compared to last year.

Overall total revenue for November is down -13.2% (-\$327,607). The largest change in this November's revenue collected compared to November of FY2023 is lower local taxes (-\$211,136) and lower miscellaneous receipts (-\$161,514). A single month's results can be skewed compared to a prior year because of the timing of revenue received. The fiscal year-to-date results, when involving additional months of revenue activity can provide more insight.

2. ACTUAL REVENUE RECEIVED THROUGH NOVEMBER COMPARED TO THE PRIOR YEAR



	Actual Revenue Collections For July - November	Prior Year Revenue Collections For July - November	Current Year Compared to Last Year
Local Taxes/Reimbursements	9,560,565	10,172,146	▼ (611,581)
State Revenue	10,483,744	9,731,010	▲ 752,734
All Other Revenue	930,074	1,611,416	▼ (681,342)
Total Revenue	20,974,383	21,514,571	▼ (540,188)

COMPARED TO THE SAME PERIOD, TOTAL REVENUES ARE **\$540,188** LOWER THAN THE PREVIOUS YEAR

Fiscal year-to-date General Fund revenue collected totaled \$20,974,383 through November, which is -\$540,188 or -2.5% lower than the amount collected last year. The largest difference in revenue when comparing current year-to-date revenue collected through November to the same period last year is local taxes revenue coming in -\$760,178 lower compared to the previous year, followed by advances in coming in -\$658,700 lower.

FISCAL YEAR 2024 REVENUE ANALYSIS - JULY - NOVEMBER

3. POSSIBLE CASH FLOW VARIANCE FROM FORECAST DUE TO FYTD ACTUAL RESULTS

CURRENT YEAR-TO-DATE REVENUE
COLLECTIONS INDICATE A

\$1,313,237

FAVORABLE COMPARED TO
FORECAST

	Forecast Annual Revenue Estimates	Cash Flow Actual/Estimated Calculated Annual Amount	Current Year Forecast Compared to Actual/Estimated
Loc. Taxes/Reimbur.	19,703,017	20,319,087	616,070
State Revenue	24,919,158	25,582,844	663,686
All Other Revenue	1,797,223	1,830,703	33,480
Total Revenue	46,419,398	47,732,635	1,313,237

The top two categories (restricted aid state and unrestricted grants in aid), represents 50.5% of the variance between current revenue estimates and the amounts projected in the five year forecast.

The total variance of \$1,313,237 (current revenue estimates vs. amounts projected in the five year forecast) is equal to 2.83% forecast annual revenue

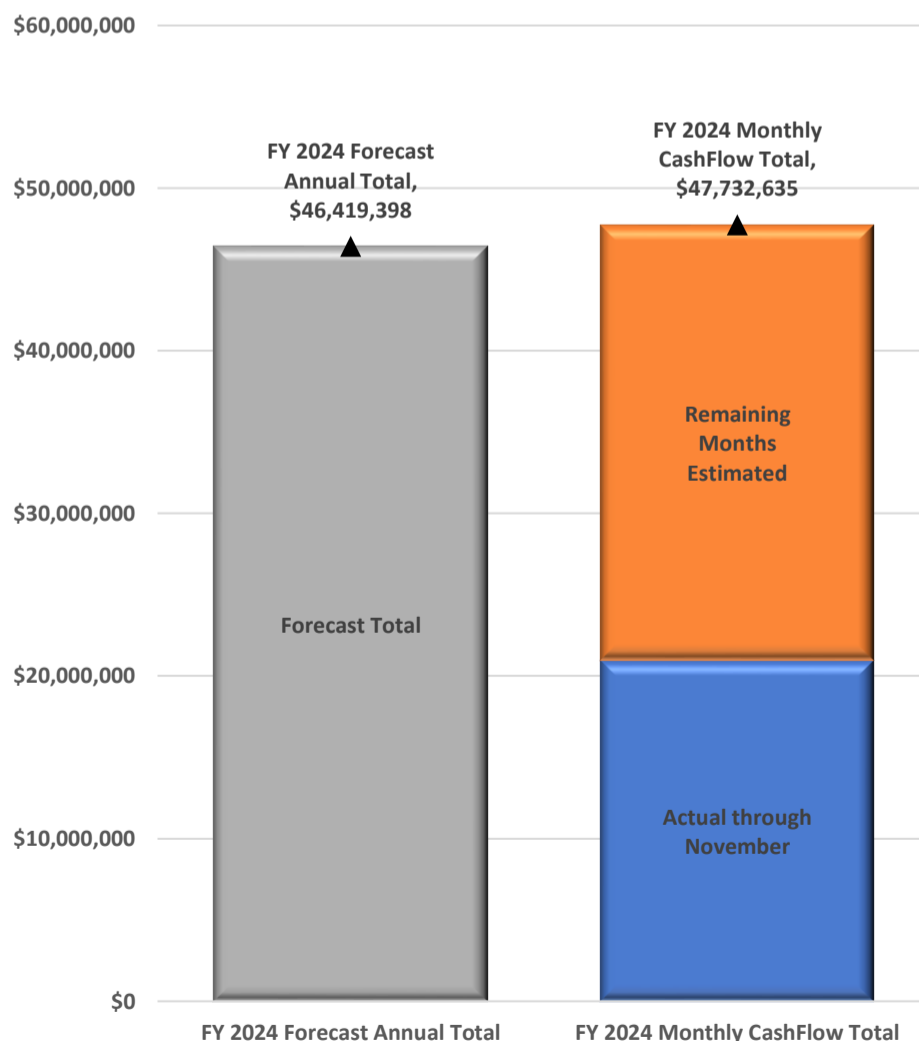
Top Forecast vs. Cash Flow Actual/Estimated Amounts

Variance Based on Actual/Estimated Annual Amount	Expected Over/(Under) Forecast
Restricted Aid State ▲	1,223,102
Unrestricted Grants In Aid ▼	(559,416)
Local Taxes ▲	459,757
Advances In ▼	(300,000)
All Other Revenue Categories ▲	489,793
Total Revenue ▲	1,313,236

4. REVENUE VARIANCE ANALYSIS OF POTENTIAL IMPACT

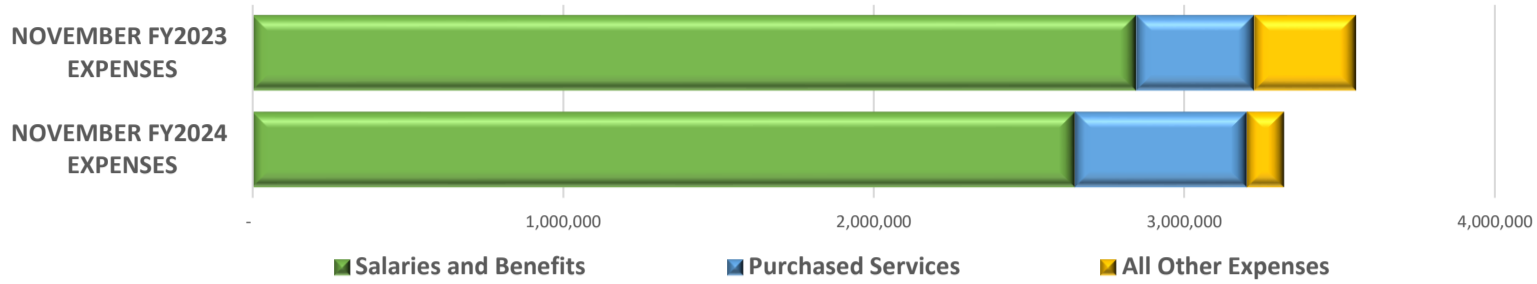
Results through November indicate a favorable variance of \$1,313,237 compared to the forecast total annual revenue. This means the forecast cash balance could be improved.

The fiscal year is 42% complete. Monthly cash flow, comprised of 5 actual months plus 7 estimated months indicates revenue totaling \$47,732,635 which is \$1,313,237 more than total revenue projected in the district's current forecast of \$46,419,398



FISCAL YEAR 2024 MONTHLY EXPENDITURE ANALYSIS - NOVEMBER

1. NOVEMBER EXPENDITURES COMPARED TO PRIOR YEAR



	Actual Expenses For November	Prior Year Expenditure Incurred	Actual Compared to Last Year
Salaries and Benefits	2,650,006	2,846,400	▼ (196,394)
Purchased Services	553,144	379,961	▲ 173,183
All Other Expenses	118,551	327,024	▼ (208,472)
Total Expenditures	3,321,702	3,553,385	▼ (231,683)

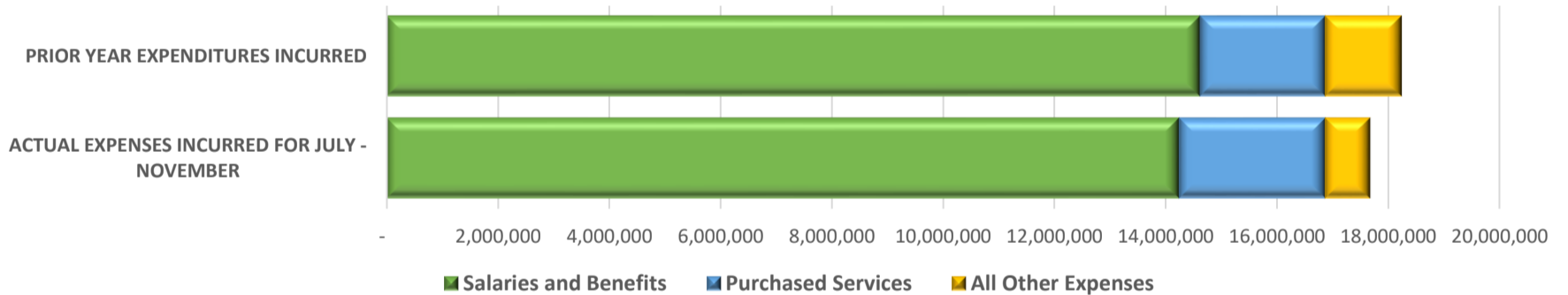
Actual expenses for the month was down

\$231,683

compared to last year.

Overall total expenses for November are down -6.5% (-\$231,683). The largest change in this November's expenses compared to November of FY2023 is lower regular certified salaries (-\$231,929), lower redemption of principal (-\$200,000) and higher utilities (\$121,134). A single month's results can be skewed compared to a prior year because of the timing when expenses are incurred. The fiscal year-to-date results, when involving additional months of expense activity can provide more insight.

2. ACTUAL EXPENSES INCURRED THROUGH NOVEMBER COMPARED TO THE PRIOR YEAR



	Actual Expenses For July - November	Prior Year Expenditures Incurred	Actual Compared to Last Year
Salaries and Benefits	14,237,787	14,617,289	▼ (379,502)
Purchased Services	2,638,426	2,261,791	▲ 376,635
All Other Expenses	808,675	1,357,990	▼ (549,315)
Total Expenditures	17,684,888	18,237,070	▼ (552,182)

Compared to the same period, total expenditures are

\$552,182

lower than the previous year

Fiscal year-to-date General Fund expenses totaled \$17,684,888 through November, which is -\$552,182 or -3.0% lower than the amount expended last year. The largest difference in expenditures when comparing current year-to-date expenditures through November to the same period last year is that regular certified salaries costs are -\$394,526 lower compared to the previous year, followed by professional and technical services coming in \$287,252 higher and redemption of principal coming in -\$200,000 lower.

FISCAL YEAR 2024 EXPENDITURE ANALYSIS - JULY - NOVEMBER

3. POSSIBLE CASH FLOW VARIANCE FROM FORECAST DUE TO FYTD ACTUAL RESULTS

**CURRENT YEAR-TO-DATE
EXPENDITURES INDICATE A**

\$230,972

**UNFAVORABLE COMPARED TO
FORECAST**

	Forecasted Annual Expenses	Cash Flow Actual/Estimated Calculated Annual Amount	Forecasted amount compared to Actual/Estimated
Salaries and Benefits	33,388,246	33,686,973	▲ 298,727
Purchased Services	6,210,898	6,573,911	▲ 363,013
All Other Expenses	2,726,413	2,295,646	▼ (430,767)
Total Expenditures	42,325,557	42,556,529	▲ 230,972

The top two categories (regular classified salaries and retirement classified), represents 432.9% of the variance between current expense estimates and the amounts projected in the five year forecast.

The total variance of \$230,972 (current expense estimates vs. amounts projected in the five year forecast) is equal to .5% of the total Forecasted annual expenses.

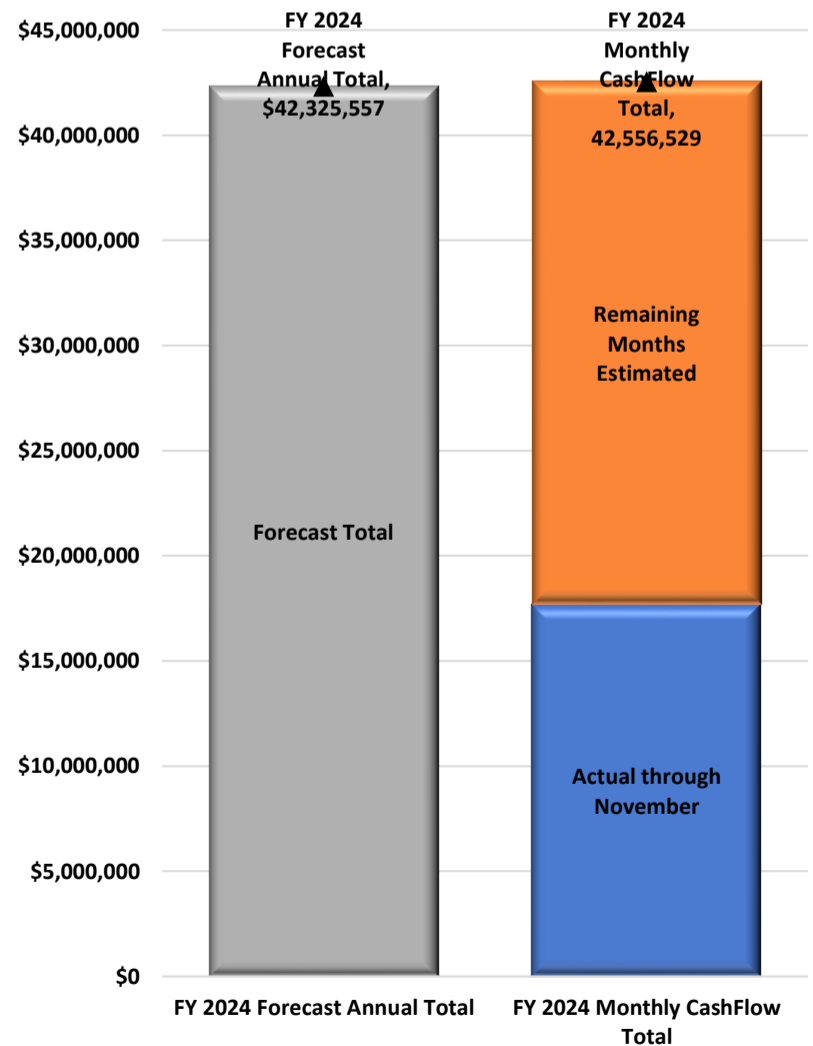
Top Forecast vs. Cash Flow Actual/Estimated Amounts

Variance Based on Actual/Estimated Annual Amount	Expected Over/(Under) Forecast
Regular Classified Salaries ▲	517,224
Retirement Classified ▲	482,648
Retirement Certified ▼	(433,989)
Professional and Technical Services ▲	211,666
All Other Expense Categories ▼	(546,577)
Total Expenses ▲	230,972

4. EXPENDITURE VARIANCE ANALYSIS OF POTENTIAL IMPACT

Results through November indicate that Fiscal Year 2024 actual/estimated expenditures could total \$42,556,529 which has a unfavorable expenditure variance of \$230,972. This means the forecast cash balance could be reduced.

The fiscal year is approximately 42% complete. Monthly cash flow, comprised of 5 actual months plus 7 estimated months indicates expenditures totaling \$42,556,529 which is \$230,972 more than total expenditures projected in the district's current forecast of \$42,325,557



Garfield Heights City Schools




November 30, 2023

FINSUMM Financial Summary

Fund	Fund Name	Beginning Balance	Monthly Receipts	Fiscal Year To Date Receipts	Monthly Expenditures	Fiscal Year To Date Expenditures	Current Fund Balance	Current Encumbrances	Unencumbered Fund Balance
001	General Fund	\$6,773,145.75	\$2,159,257.26	\$20,974,383.14	\$3,321,701.59	\$17,684,888.46	\$10,062,640.43	\$2,956,728.78	\$7,105,911.65
002	Bond Retirement	\$2,404,571.22	\$10,041.96	\$1,522,579.57	\$500.00	\$29,010.72	\$3,898,140.07	\$4,068,328.75	-\$170,188.68
003	Permanent Improvement	\$101,972.68	\$1,038.34	\$37,557.45	\$0.00	\$141,648.33	(\$2,118.20)	\$0.00	-\$2,118.20
004	Building Fund	\$41,212.47	\$4,823.87	\$24,091.51	\$0.00	\$0.00	\$65,303.98	\$0.00	\$65,303.98
006	Food Service	\$1,626,825.50	\$84,235.01	\$132,929.70	\$251,109.76	\$626,397.04	\$1,133,358.16	\$447,686.70	\$685,671.46
007	Special Trust	\$10,614.21	\$0.00	(\$1,000.00)	\$0.00	\$4,000.00	\$5,614.21	\$5,000.00	\$614.21
008	Endowment Trust	\$106,158.71	\$951.52	\$3,530.30	\$0.00	\$0.00	\$109,689.01	\$1,500.00	\$108,189.01
009	Uniform Supplies	\$0.00	\$112.00	\$2,292.00	\$1,937.36	\$16,078.73	(\$13,786.73)	\$8,579.41	-\$22,366.14
014	Rotary - Internal Services	\$45,764.69	\$50.00	\$400.00	\$0.00	\$13.78	\$46,150.91	\$7,565.07	\$38,585.84
018	Public School Support	\$9,132.96	\$5,422.45	\$12,749.53	\$425.20	\$4,030.28	\$17,852.21	\$3,819.33	\$14,032.88
019	Other Grants	\$365,281.16	\$200,415.20	\$491,060.51	\$31,431.37	\$287,396.34	\$568,945.33	\$61,097.54	\$507,847.79
022	District Agency	\$28,500.12	\$0.00	\$0.00	\$0.00	\$0.00	\$28,500.12	\$0.00	\$28,500.12
024	Employee Benefits Self Insurance	\$94,542.36	\$0.00	\$0.00	(\$691.29)	(\$108,637.84)	\$203,180.20	\$680,735.13	-\$477,554.93
034	Classroom Facilities Maintenance	\$193,838.04	\$0.00	\$134,005.57	\$7,592.00	\$133,071.85	\$194,771.76	\$20,348.00	\$174,423.76
200	Student Managed Funds	\$17,325.28	\$0.00	\$11,434.23	\$742.18	\$26,399.02	\$2,360.49	\$225.65	\$2,134.84
300	District Managed Funds	(\$503.00)	\$481.14	\$11,872.46	\$30,352.45	\$117,947.16	(\$106,577.70)	\$49,740.71	-\$156,318.41
401	Auxiliary Services	(\$930.38)	\$183,081.85	\$353,734.63	\$12,727.39	\$142,529.45	\$210,274.80	\$177,110.05	\$33,164.75
439	Public School Preschool	(\$6,460.30)	\$0.00	\$12,806.41	\$23,348.38	\$46,472.17	(\$40,126.06)	\$0.00	-\$40,126.06
440	Entry Year Programs	\$182.53	\$0.00	\$0.00	\$0.00	\$0.00	\$182.53	\$0.00	\$182.53
451	OneNet (Data Communication)	\$13,228.04	\$0.00	\$230.50	\$0.00	\$0.00	\$13,458.54	\$0.00	\$13,458.54
452	Schoolnet Professional Development	\$8.95	\$0.00	\$0.00	\$0.00	\$0.00	\$8.95	\$0.00	\$8.95
461	Vocational Education Enhancements	\$3,198.82	\$0.00	\$0.00	\$0.00	\$0.00	\$3,198.82	\$0.00	\$3,198.82
463	Alternative Schools	\$334.05	\$0.00	\$0.00	\$0.00	\$0.00	\$334.05	\$0.00	\$334.05
467	Health and Wellness	\$0.67	\$0.00	\$0.00	\$0.00	\$0.00	\$0.67	\$0.00	\$0.67
499	Miscellaneous State Grants	\$20,886.27	\$0.00	\$0.00	\$0.00	\$0.00	\$20,886.27	\$0.00	\$20,886.27
504	CCBD funds (defunct)	\$0.45	\$0.00	\$0.00	\$0.00	\$0.00	\$0.45	\$0.00	\$0.45
506	Race to the Top	\$604.50	\$0.00	\$0.00	\$0.00	\$0.00	\$604.50	\$0.00	\$604.50
507	ESSER	(\$423,219.67)	\$193,544.21	\$7,911,203.33	\$463,792.19	\$7,164,715.00	\$323,268.66	\$242,497.72	\$80,770.94
509	21st Century College Now	\$68,440.60	\$0.00	\$0.00	\$8,627.60	\$60,650.33	\$7,790.27	\$25,825.65	-\$18,035.38
516	IDEA-B	(\$30,612.82)	\$40,174.11	\$52,000.86	\$207,730.53	\$569,125.71	(\$547,737.67)	\$480,838.13	-\$1,028,575.80
533	Title IID Technology	\$75.92	(\$0.00)	(\$0.00)	\$0.00	\$0.00	\$75.92	\$0.00	\$75.92
536	Title I - School Improvement Part A	\$4,951.85	\$12,161.84	\$12,161.84	\$3,810.13	\$26,978.35	(\$9,864.66)	\$2,489.34	-\$12,354.00
572	Title I - Disadvantaged Children	(\$804,033.18)	\$263,558.29	\$1,244,896.13	\$163,719.63	\$1,470,972.22	(\$1,030,109.27)	\$219,031.68	-\$1,249,140.95
573	Title V	\$2,074.48	\$0.00	\$0.00	\$0.00	\$0.00	\$2,074.48	\$0.00	\$2,074.48
584	Title IVA	(\$499.33)	\$0.00	\$47,025.35	\$18,935.05	\$70,738.20	(\$24,212.18)	\$51,206.81	-\$75,418.99
587	Preschool Handicap	(\$2,045.72)	\$16,205.17	\$16,205.17	\$2,605.22	\$29,629.21	(\$15,469.76)	\$0.00	-\$15,469.76
590	Title II-A - Improving Teacher Quality	(\$49,814.02)	\$16,263.56	\$69,657.82	\$5,357.49	\$154,633.51	(\$134,789.71)	\$17,628.18	-\$152,417.89
599	Miscellaneous Federal Grants	\$4,903.68	\$0.00	\$0.00	\$0.00	\$0.00	\$4,903.68	\$0.00	\$4,903.68
	Grand Totals (ALL Funds)	\$10,619,657.54	\$3,191,817.78	\$33,077,808.01	\$4,555,754.23	\$28,698,688.02	\$14,998,777.53	\$9,527,982.63	\$5,470,794.90

Garfield Heights City Schools



Approved Grant Funds for 2023/2024



Fund	Description	Authorized Amount	Monthly Amount Received	Amount Received Project-To-Date
	<u>Intermediate Grants</u>			
019/914A	Closing the Achievement Gap	\$100,000.00		\$54,277.00
019/924T	TSL Grant (expected amount from ESC)	\$405,298.93		
019/924T	TSL Grant FY23*	\$405,298.93	\$24,893.58	\$549,801.46
	Total Intermediate Grants	\$910,597.86		\$604,078.46
	<u>State Grants</u>			
439/9024	Public School Preschool	\$170,000.00		\$0.00
499/9240	State Safety and Security Grant	\$150,000.00		\$0.00
	Total State Grants	\$320,000.00		\$0.00
	<u>Federal Grants -Entitlement Funds</u>			
509/9024	College Now	\$200,000.00		\$0.00
516/9024	IDEA-B Special Education	\$1,092,425.89		\$0.00
536/9024	Title I Non Competitive School Imp.	\$129,316.77		\$0.00
572/9024	Title I	\$1,928,354.21		\$0.00
572/924E	Title I - Expanding Opportunitess Sub-Grant	\$56,818.23		\$0.00
587/9024	Preschool Special Education	\$19,838.66		\$0.00
590/9024	Title II-A Improving Teacher Quality	\$202,853.90		\$0.00
584/9024	Title IV-A Student Supp/Academic Enrich	\$153,324.32		\$0.00
584/924S	TITLE IV- STRONGER CONNECTIONS SUB-GRANT	\$94,156.17		\$0.00
507/9024	ARP ESSER - EXPIRES 9/30/2024	\$16,158,353.99	\$193,544.00	7,220,576.29
	Total Federal Grants	\$20,035,442.14		\$7,220,576.29

Garfield Heights City Schools



Cash Reconciliation



November 30, 2023

FINSUM Balance			\$14,998,777.53
Bank Balance:			
Key Bnk - Property Tax/Foundation Receipts	\$527,777.64		
PNC - General	\$ 5,492,386.96		
JP MorganChase - Payroll	\$ 1,268,689.37		
		\$ 7,288,853.97	
Investments:			
STAR Ohio	\$6,066,734.03		
Red Tree	\$1,711,466.13		
PNC-Sweep	2.36		
Citizens-Sweep	40,056.23		
		\$ 7,818,258.75	
		\$ -	
Less: Outstanding Checks-PNC Bank (General Fund)		(124,913.09)	
Unrecorded Payroll Check Voids		1,095.29	
Unrecorded Receipt/Expenditure(s)		\$15,482.61	
 Bank Balance			 \$ 14,998,777.53
Variance			\$ -



P.O. Box 7177
Dublin, OH 43017

Account Statement

November 01, 2023 - November 30, 2023

ACCOUNT NUMBER

15348

REGISTRATION

GARFIELD HTS BD of EDUCATION
ATTN PHILLIP J. OKO
5640 BRIARCLIFF DR
GARFIELD HTS, OH 44125

Return Service Requested

0001141-0001231 PDFE 001 ----- 594053



GARFIELD HTS BD OF EDUCATION
ATTN PHILLIP J. OKO
5640 BRIARCLIFF DR
GARFIELD HTS, OH 44125

Client Services



Call: 800-648-STAR (7827)



Visit our website: www.tos.ohio.gov/star-ohio



Funds Management
STAR Ohio
Columbus, OH 43260

Shareholder Message Center

STAR Ohio will be closed on Monday, December 25, 2023 in observance of Christmas Day. The market will close early on Friday, December 22 and Friday, December 29. The deadline for all transactions will be 1:00 p.m. on these days.

As a reminder, any STAR Ohio Bank Registration Forms submitted require **at least two Authorized Signers**. There is also a one business day hold on transactions initiated after a newly added bank payee and a five day hold to process transactions online using these new banking instructions.

To protect the security of your account, verbal confirmation from an Authorized Signer is required prior to processing requests for trades and/or account payee updates submitted by written request. For questions or to update your account, please contact STAR Ohio from 8:30 a.m. to 5:00 p.m. Monday through Friday at 1.800.648.STAR (7827) or by emailing info@starohio.com.

ACCOUNT SUMMARY

Funds	Total Shares	Share Price	Share Value
STAR Ohio	6,066,734.030	\$1.0000	\$6,066,734.03

DISTRIBUTION SUMMARY

Funds	YTD Earnings	Reinvestment Option
	Income	Income
STAR Ohio	\$293,218.68	Reinvest

TRANSACTIONS

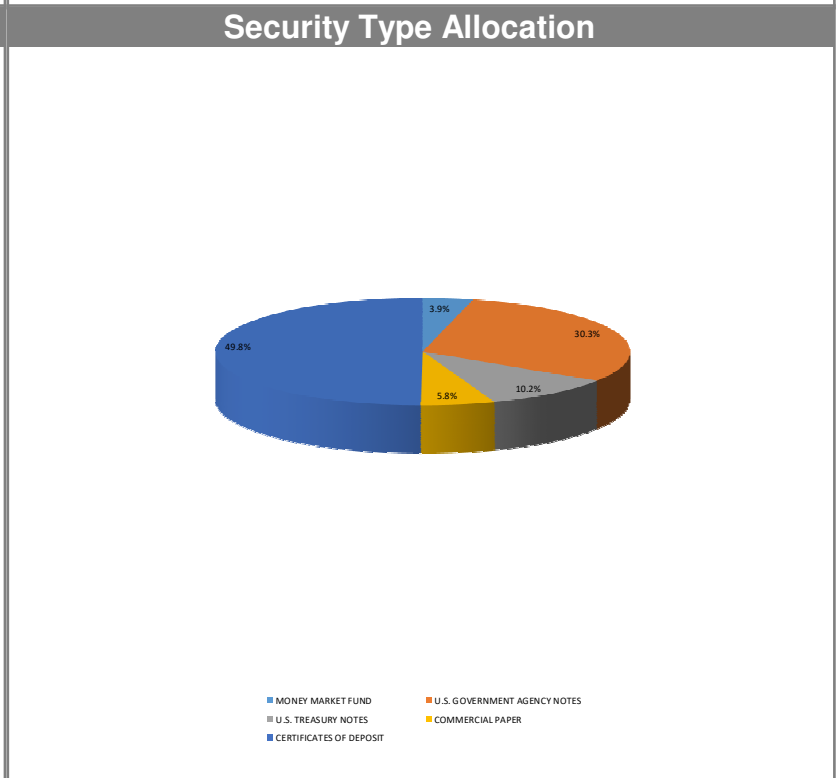
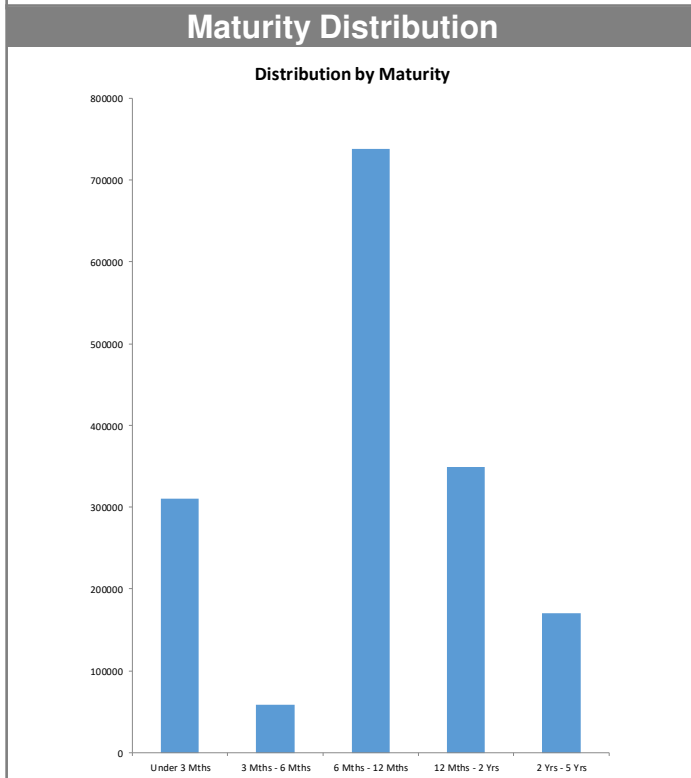
STAR Ohio Account Number: 15348

30 Day Yield = 5.57%

Date	Transaction Type	To/From Account Number	Shares	Share Price	Gross Amount	Share Value
	Beginning Shares Balance		11,469,799.710	\$1.00		\$11,469,799.71
11/08/2023	Redemption		(250,000.000)	\$1.00	(\$250,000.00)	11,219,799.71
11/15/2023	Redemption		(1,132,978.440)	\$1.00	(\$1,132,978.44)	10,086,821.27
11/30/2023	Income Dividend Reinvestment		48,241.510	\$1.00	\$48,241.51	10,135,062.78
11/30/2023	Redemption		(4,068,328.750)	\$1.00	(\$4,068,328.75)	6,066,734.03
	Closing Balance		6,066,734.030	\$1.00		\$6,066,734.03

Monthly Investment Summary
Garfield Heights City Schools
US Bank Custodian Acct Ending x70765
 November 30, 2023

Monthly Cash Flow Activity		Market Value Summary				
From 10-31-23 through 11-30-23						
Beginning Book Value	1,709,537.43	Security Type	Market Value	Pct. Assets	Avg Yield at Cost	Wght Avg Mat
Contributions	0.00	Money Market Fund				
Withdrawals	0.00	MONEY MARKET FUND	65,449.69	3.9	5.24	0.00
Prior Month Management Fees	-210.09	Fixed Income				
Realized Gains/Losses	0.00	U.S. GOVERNMENT AGENCY NOTES	509,880.35	30.1	0.45	0.82
Gross Interest Earnings	2,138.79	U.S. TREASURY NOTES	172,048.24	10.2	3.37	0.76
Ending Book Value	1,711,466.13	Accrued Interest	1,876.95	0.1		
		Commercial Paper				
		COMMERCIAL PAPER	97,139.90	5.7	5.93	0.50
		Certificate of Deposit				
		CERTIFICATES OF DEPOSIT	839,001.54	49.6	4.08	0.95
		Accrued Interest	5,999.08	0.4		
		TOTAL PORTFOLIO	1,691,395.75	100.0	3.06	0.83



Disclosures:

RedTree's internal accounting system is used as the source of the market value of this account. Although obtained from a source believed to be reliable, we cannot guarantee its accuracy. You should review all account statements provided by the custodian and compare with the statements provided by RedTree.

Portfolio Holdings Report
Garfield Heights City Schools
US Bank Custodian Acct Ending x70765
 November 30, 2023

Quantity	Cusip	Security Description	Moody's	S&P	Cost Basis	Market Value	Yield at Cost	Wtd Maturity	Purchase Date
U.S. GOVERNMENT AGENCY NOTES									
95,000	3130AND64	Federal Home Ln Bank 0.330% Due 12-29-23	Aaa	AA+	95,000.00	94,638.58	0.33	0.08	07-29-21
100,000	3133EMQL9	Federal Farm Credit Bank 0.200% Due 02-12-24	Aaa	AA+	99,951.00	98,971.89	0.22	0.20	02-12-21
140,000	3130AMBY7	Federal Home Ln Bank 0.550% Due 11-26-24	Aaa	AA+	139,986.00	133,622.71	0.55	0.96	05-28-21
110,000	3133EMER9	Federal Farm Credit Bank 0.470% Due 01-27-25	Aaa	AA+	109,873.50	104,283.69	0.50	1.13	10-29-20
85,000	3134GWZV1	Federal Home Ln Mtg 0.650% Due 10-22-25	Aaa	AA+	85,000.00	78,363.48	0.65	1.84	10-23-20
	Accrued Interest					415.42			
					529,810.50	510,295.77	0.45	0.82	
U.S. TREASURY NOTES									
155,000	91282CFG1	US Treasury Note 3.250% Due 08-31-24	Aaa	AA+	154,418.75	152,656.84	3.45	0.72	08-31-22
20,000	9128283P3	US Treasury Note 2.250% Due 12-31-24	Aaa	AA+	19,742.19	19,391.41	2.75	1.04	04-21-22
	Accrued Interest					1,461.53			
					174,160.94	173,509.77	3.37	0.76	
CERTIFICATES OF DEPOSIT									
115,000	38148P2R7	Goldman Sachs Bank USA, NY 3.600% Due 12-05-23			114,770.00	114,939.36	3.64	0.01	12-05-18
59,000	949763ZA7	Wells Fargo Bank, SD 2.850% Due 04-10-24			58,941.00	58,463.10	2.89	0.35	04-16-19
115,000	61690UHH6	Morgan Stanley Bank, UT 2.650% Due 06-13-24			114,655.00	113,313.42	2.71	0.51	06-13-19
194,000	07815ACY1	Bell Bank, ND 4.750% Due 07-22-24			194,000.00	193,129.69	4.80	0.62	04-20-23
45,000	254673M94	Discover Bank, DE 3.300% Due 07-29-24			44,955.00	44,350.75	3.35	0.64	07-29-22
100,000	20033A3U8	Comenity Capital Bank, UT 4.650% Due 04-17-25			99,900.00	98,944.36	4.75	1.30	04-18-23
49,000	27002YFE1	EagleBank, MD 3.300% Due 08-18-25			48,926.50	47,357.21	3.38	1.62	08-18-22
120,000	02357QBT3	Amerant Bank NA, FL 4.950% Due 03-23-26			119,820.00	119,256.87	5.00	2.14	03-23-23
50,000	12547CAZ1	CIBC Bank USA, IL 4.550% Due 04-14-26			49,925.00	49,246.78	4.60	2.21	04-14-23
	Accrued Interest					5,999.08			
					845,892.50	845,000.62	4.08	0.95	
COMMERCIAL PAPER									
100,000	06054NF48	Bank of America 0.000% Due 06-04-24		A-1	96,152.50	97,139.90	5.93	0.50	10-05-23
MONEY MARKET FUND									
	USBMMF	First American Treasury Obligations Fund			65,449.69	65,449.69	5.24		
TOTAL PORTFOLIO					1,711,466.13	1,691,395.75	3.06	0.83	

Disclosures:

RedTree's internal accounting system is used as the source of the market value of this account. Although obtained from a source believed to be reliable, we cannot guarantee its accuracy. You should review all account statements provided by the custodian and compare with the statements provided by RedTree.

Questions? Call 888.596.2293 or email info@redtreeinv.com

Reference Number	Check Number	Type	Date	Vendor #	Status	Reconcile Date	Amount
40730	123892	ACCOUNTS_PAYABLE	11/02/2023	140295	RECONCILED	11/08/2023	\$ 21,159.15
40731	123885	ACCOUNTS_PAYABLE	11/02/2023	40052	RECONCILED	11/04/2023	\$ 6,906.52
40732	123916	ACCOUNTS_PAYABLE	11/02/2023	1000305	RECONCILED	11/04/2023	\$ 600.40
40733	123907	ACCOUNTS_PAYABLE	11/02/2023	832820	RECONCILED	11/04/2023	\$ 31,550.00
40734	123910	ACCOUNTS_PAYABLE	11/02/2023	833088	RECONCILED	11/07/2023	\$ 720.00
40735	123896	ACCOUNTS_PAYABLE	11/02/2023	180214	RECONCILED	11/04/2023	\$ 10,993.90
40736	123886	ACCOUNTS_PAYABLE	11/02/2023	40220	RECONCILED	11/08/2023	\$ 8,286.25
40737	123923	ACCOUNTS_PAYABLE	11/02/2023	1000689	RECONCILED	12/12/2023	\$ 99.95
40738	123882	ACCOUNTS_PAYABLE	11/02/2023	10109	RECONCILED	11/13/2023	\$ 1,548.00
40739	123883	ACCOUNTS_PAYABLE	11/02/2023	30546	RECONCILED	11/07/2023	\$ 641.34
40740	123922	ACCOUNTS_PAYABLE	11/02/2023	1000685	RECONCILED	11/07/2023	\$ 85.00
40741	123894	ACCOUNTS_PAYABLE	11/02/2023	150173	RECONCILED	11/04/2023	\$ 6,793.00
40742	123903	ACCOUNTS_PAYABLE	11/02/2023	831709	RECONCILED	11/15/2023	\$ 973.60
40743	123919	ACCOUNTS_PAYABLE	11/02/2023	1000497	RECONCILED	11/14/2023	\$ 3,065.00
40744	123898	ACCOUNTS_PAYABLE	11/02/2023	803379	RECONCILED	11/04/2023	\$ 490.25
40745	123915	ACCOUNTS_PAYABLE	11/02/2023	1000302	RECONCILED	11/07/2023	\$ 96.08
40746	123905	ACCOUNTS_PAYABLE	11/02/2023	832277	RECONCILED	11/07/2023	\$ 7,856.20
40747	123888	ACCOUNTS_PAYABLE	11/02/2023	50183	RECONCILED	11/07/2023	\$ 12,435.19
40748	123890	ACCOUNTS_PAYABLE	11/02/2023	90140	RECONCILED	11/07/2023	\$ 74,412.32
40749	123902	ACCOUNTS_PAYABLE	11/02/2023	831636	RECONCILED	11/04/2023	\$ 5,700.00
40750	123887	ACCOUNTS_PAYABLE	11/02/2023	40228	RECONCILED	11/04/2023	\$ 1,040.00
40751	123911	ACCOUNTS_PAYABLE	11/02/2023	1000050	RECONCILED	11/07/2023	\$ 346.00
40752	123893	ACCOUNTS_PAYABLE	11/02/2023	150101	RECONCILED	11/07/2023	\$ 1,130.23
40753	123914	ACCOUNTS_PAYABLE	11/02/2023	1000284	RECONCILED	11/07/2023	\$ 795.00
40754	123901	ACCOUNTS_PAYABLE	11/02/2023	831520	RECONCILED	11/09/2023	\$ 2,650.00
40755	123906	ACCOUNTS_PAYABLE	11/02/2023	832680	RECONCILED	11/07/2023	\$ 92.58
40756	123909	ACCOUNTS_PAYABLE	11/02/2023	832877	RECONCILED	11/07/2023	\$ 487.37
40757	123899	ACCOUNTS_PAYABLE	11/02/2023	803516	RECONCILED	11/07/2023	\$ 8,912.50
40758	123912	ACCOUNTS_PAYABLE	11/02/2023	1000160	RECONCILED	11/04/2023	\$ 263.28
40759	123895	ACCOUNTS_PAYABLE	11/02/2023	160245	RECONCILED	11/07/2023	\$ 479.50
40760	123917	ACCOUNTS_PAYABLE	11/02/2023	1000325	RECONCILED	11/15/2023	\$ 276.24
40761	123913	ACCOUNTS_PAYABLE	11/02/2023	1000259	RECONCILED	11/04/2023	\$ 35.00
40762	123891	ACCOUNTS_PAYABLE	11/02/2023	120128	RECONCILED	11/10/2023	\$ 2,522.44
40763	123900	ACCOUNTS_PAYABLE	11/02/2023	803544	RECONCILED	11/09/2023	\$ 1,097.45
40764	123904	ACCOUNTS_PAYABLE	11/02/2023	831969	RECONCILED	11/07/2023	\$ 60,605.00
40765	123920	ACCOUNTS_PAYABLE	11/02/2023	1000625	RECONCILED	11/07/2023	\$ 1,197.00
40766	123889	ACCOUNTS_PAYABLE	11/02/2023	60181	RECONCILED	11/04/2023	\$ 337.96
40767	123908	ACCOUNTS_PAYABLE	11/02/2023	832828	RECONCILED	11/04/2023	\$ 97.96
40768	123897	ACCOUNTS_PAYABLE	11/02/2023	210114	RECONCILED	11/04/2023	\$ 3,209.49
40769	123884	ACCOUNTS_PAYABLE	11/02/2023	30571	RECONCILED	11/10/2023	\$ 575.00
40770	123921	ACCOUNTS_PAYABLE	11/02/2023	1000655	RECONCILED	11/04/2023	\$ 1,510.00
40771	123918	ACCOUNTS_PAYABLE	11/02/2023	1000478	RECONCILED	11/07/2023	\$ 909.00
40772	123924	ACCOUNTS_PAYABLE	11/02/2023	831963	RECONCILED	11/13/2023	\$ 1,080.00
40773	123925	ACCOUNTS_PAYABLE	11/02/2023	80454	RECONCILED	11/04/2023	\$ 17,810.45
40775	123926	ACCOUNTS_PAYABLE	11/06/2023	833419	VOID		\$ 25,092.00
40776	123927	ACCOUNTS_PAYABLE	11/06/2023	833419	RECONCILED	11/07/2023	\$ 25,092.00
40777	123933	ACCOUNTS_PAYABLE	11/06/2023	1000503	RECONCILED	11/07/2023	\$ 151.97
40778	123928	ACCOUNTS_PAYABLE	11/06/2023	500601	RECONCILED	11/07/2023	\$ 500.00
40779	123930	ACCOUNTS_PAYABLE	11/06/2023	833052	RECONCILED	11/07/2023	\$ 62.50
40780	123931	ACCOUNTS_PAYABLE	11/06/2023	1000161	RECONCILED	11/07/2023	\$ 125.00
40781	123932	ACCOUNTS_PAYABLE	11/06/2023	1000398	RECONCILED	11/07/2023	\$ 125.00
40782	123934	ACCOUNTS_PAYABLE	11/06/2023	1000666	RECONCILED	11/07/2023	\$ 125.00
40783	123929	ACCOUNTS_PAYABLE	11/06/2023	831303	RECONCILED	11/07/2023	\$ 200.00
40784	123954	ACCOUNTS_PAYABLE	11/08/2023	831697	RECONCILED	11/09/2023	\$ 263.23
40785	123935	ACCOUNTS_PAYABLE	11/08/2023	10415	RECONCILED	11/10/2023	\$ 5,978.20
40786	123943	ACCOUNTS_PAYABLE	11/08/2023	90140	RECONCILED	11/13/2023	\$ 7,326.58
40787	123961	ACCOUNTS_PAYABLE	11/08/2023	833469	RECONCILED	11/09/2023	\$ 637.32
40788	123940	ACCOUNTS_PAYABLE	11/08/2023	70448	RECONCILED	11/13/2023	\$ 146,730.25

40789	123957	ACCOUNTS_PAYABLE	11/08/2023	832443	RECONCILED	11/09/2023	\$	4,630.00
40790	123945	ACCOUNTS_PAYABLE	11/08/2023	150101	RECONCILED	11/14/2023	\$	2,323.74
40791	123946	ACCOUNTS_PAYABLE	11/08/2023	150128	RECONCILED	11/13/2023	\$	273.00
40792	123936	ACCOUNTS_PAYABLE	11/08/2023	20226	RECONCILED	11/09/2023	\$	11,928.51
40793	123953	ACCOUNTS_PAYABLE	11/08/2023	831586	RECONCILED	11/09/2023	\$	7,649.99
40794	123951	ACCOUNTS_PAYABLE	11/08/2023	803379	RECONCILED	11/09/2023	\$	71.70
40795	123937	ACCOUNTS_PAYABLE	11/08/2023	40052	RECONCILED	11/09/2023	\$	155.49
40796	123959	ACCOUNTS_PAYABLE	11/08/2023	832932	RECONCILED	11/09/2023	\$	159.30
40797	123952	ACCOUNTS_PAYABLE	11/08/2023	831162	RECONCILED	11/13/2023	\$	4.99
40798	123966	ACCOUNTS_PAYABLE	11/08/2023	1000693	RECONCILED	11/14/2023	\$	80.00
40799	123960	ACCOUNTS_PAYABLE	11/08/2023	833080	RECONCILED	11/09/2023	\$	666.25
40800	123939	ACCOUNTS_PAYABLE	11/08/2023	50300	RECONCILED	11/09/2023	\$	1,920.00
40801	123938	ACCOUNTS_PAYABLE	11/08/2023	50183	RECONCILED	11/13/2023	\$	21,498.00
40802	123964	ACCOUNTS_PAYABLE	11/08/2023	1000655	RECONCILED	11/09/2023	\$	250.00
40803	123958	ACCOUNTS_PAYABLE	11/08/2023	832843	RECONCILED	11/09/2023	\$	1,374.14
40804	123949	ACCOUNTS_PAYABLE	11/08/2023	180322	RECONCILED	11/09/2023	\$	516,109.41
40805	123962	ACCOUNTS_PAYABLE	11/08/2023	1000551	RECONCILED	11/09/2023	\$	140.65
40806	123950	ACCOUNTS_PAYABLE	11/08/2023	210114	RECONCILED	11/09/2023	\$	2,181.40
40807	123965	ACCOUNTS_PAYABLE	11/08/2023	1000690	RECONCILED	11/27/2023	\$	3,500.00
40808	123944	ACCOUNTS_PAYABLE	11/08/2023	100283	RECONCILED	11/09/2023	\$	834.19
40809	123963	ACCOUNTS_PAYABLE	11/08/2023	1000625	RECONCILED	11/14/2023	\$	1,482.00
40810	123942	ACCOUNTS_PAYABLE	11/08/2023	80126	RECONCILED	11/09/2023	\$	464.83
40811	123956	ACCOUNTS_PAYABLE	11/08/2023	832294	RECONCILED	11/09/2023	\$	807.00
40812	123947	ACCOUNTS_PAYABLE	11/08/2023	150183	RECONCILED	11/09/2023	\$	1,912.52
40813	123948	ACCOUNTS_PAYABLE	11/08/2023	180305	RECONCILED	11/09/2023	\$	6,539.40
40814	123955	ACCOUNTS_PAYABLE	11/08/2023	832189	RECONCILED	11/09/2023	\$	425.00
40815	123941	ACCOUNTS_PAYABLE	11/08/2023	80109	RECONCILED	11/13/2023	\$	28.05
40816	123967	ACCOUNTS_PAYABLE	11/08/2023	1000489	RECONCILED	11/09/2023	\$	20,023.89
40817	0	ACCOUNTS_PAYABLE	11/09/2023	900057	RECONCILED	11/10/2023	\$	15,000.00
40818	123970	ACCOUNTS_PAYABLE	11/13/2023	831231	RECONCILED	11/14/2023	\$	125.00
40819	123971	ACCOUNTS_PAYABLE	11/13/2023	833145	RECONCILED	11/14/2023	\$	106.81
40820	123974	ACCOUNTS_PAYABLE	11/13/2023	1000677	RECONCILED	11/17/2023	\$	537.50
40821	123973	ACCOUNTS_PAYABLE	11/13/2023	1000431	RECONCILED	11/14/2023	\$	125.00
40822	123976	ACCOUNTS_PAYABLE	11/13/2023	1000698	RECONCILED	11/15/2023	\$	30.00
40823	123968	ACCOUNTS_PAYABLE	11/13/2023	100330	RECONCILED	11/14/2023	\$	50.00
40824	123969	ACCOUNTS_PAYABLE	11/13/2023	130081	RECONCILED	11/14/2023	\$	62.50
40825	123975	ACCOUNTS_PAYABLE	11/13/2023	1000697	OUTSTANDING		\$	19.00
40826	123972	ACCOUNTS_PAYABLE	11/13/2023	1000360	RECONCILED	11/14/2023	\$	50.78
40827	124007	ACCOUNTS_PAYABLE	11/15/2023	833127	RECONCILED	11/16/2023	\$	1,769.52
40828	123981	ACCOUNTS_PAYABLE	11/15/2023	40052	RECONCILED	11/16/2023	\$	71.22
40829	123989	ACCOUNTS_PAYABLE	11/15/2023	160275	RECONCILED	11/16/2023	\$	34,563.80
40830	123999	ACCOUNTS_PAYABLE	11/15/2023	831698	RECONCILED	11/17/2023	\$	75.00
40831	124008	ACCOUNTS_PAYABLE	11/15/2023	833383	RECONCILED	11/16/2023	\$	1,153.72
40832	124005	ACCOUNTS_PAYABLE	11/15/2023	832917	RECONCILED	11/16/2023	\$	2,566.67
40833	123986	ACCOUNTS_PAYABLE	11/15/2023	80109	RECONCILED	11/20/2023	\$	163.20
40834	123992	ACCOUNTS_PAYABLE	11/15/2023	180214	RECONCILED	11/16/2023	\$	11,072.20
40835	124013	ACCOUNTS_PAYABLE	11/15/2023	1000305	RECONCILED	11/16/2023	\$	600.40
40836	123985	ACCOUNTS_PAYABLE	11/15/2023	50183	RECONCILED	11/16/2023	\$	350.00
40837	124012	ACCOUNTS_PAYABLE	11/15/2023	833805	RECONCILED	11/20/2023	\$	391.90
40838	123995	ACCOUNTS_PAYABLE	11/15/2023	803379	RECONCILED	11/16/2023	\$	100.79
40839	123983	ACCOUNTS_PAYABLE	11/15/2023	50110	RECONCILED	11/22/2023	\$	1,061.45
40840	123982	ACCOUNTS_PAYABLE	11/15/2023	40220	RECONCILED	11/16/2023	\$	523.15
40841	123980	ACCOUNTS_PAYABLE	11/15/2023	30624	RECONCILED	11/16/2023	\$	209.70
40842	123996	ACCOUNTS_PAYABLE	11/15/2023	830790	RECONCILED	11/21/2023	\$	1,937.36
40843	124016	ACCOUNTS_PAYABLE	11/15/2023	1000655	RECONCILED	11/16/2023	\$	2,510.74
40844	123987	ACCOUNTS_PAYABLE	11/15/2023	100209	RECONCILED	11/16/2023	\$	8,928.59
40845	123998	ACCOUNTS_PAYABLE	11/15/2023	831636	RECONCILED	11/16/2023	\$	3,667.80
40846	124003	ACCOUNTS_PAYABLE	11/15/2023	832852	RECONCILED	11/16/2023	\$	99.31
40847	124011	ACCOUNTS_PAYABLE	11/15/2023	833517	RECONCILED	11/16/2023	\$	208.50

40848	124004	ACCOUNTS_PAYABLE	11/15/2023	832858	RECONCILED	11/16/2023	\$ 99.98
40849	123977	ACCOUNTS_PAYABLE	11/15/2023	10109	RECONCILED	11/22/2023	\$ 750.08
40850	123997	ACCOUNTS_PAYABLE	11/15/2023	831588	RECONCILED	11/16/2023	\$ 6,107.00
40851	124000	ACCOUNTS_PAYABLE	11/15/2023	832109	RECONCILED	11/16/2023	\$ 58.08
40852	124001	ACCOUNTS_PAYABLE	11/15/2023	832706	RECONCILED	11/16/2023	\$ 4,669.27
40853	124009	ACCOUNTS_PAYABLE	11/15/2023	833415	RECONCILED	11/29/2023	\$ 1,300.00
40854	123984	ACCOUNTS_PAYABLE	11/15/2023	50166	RECONCILED	11/16/2023	\$ 5,368.00
40855	123978	ACCOUNTS_PAYABLE	11/15/2023	20229	RECONCILED	11/16/2023	\$ 205.00
40856	123993	ACCOUNTS_PAYABLE	11/15/2023	200242	RECONCILED	11/16/2023	\$ 3,979.81
40857	124015	ACCOUNTS_PAYABLE	11/15/2023	1000625	RECONCILED	11/20/2023	\$ 3,952.50
40858	124010	ACCOUNTS_PAYABLE	11/15/2023	833472	RECONCILED	11/16/2023	\$ 3,125.00
40859	124006	ACCOUNTS_PAYABLE	11/15/2023	833080	RECONCILED	11/16/2023	\$ 666.25
40860	124002	ACCOUNTS_PAYABLE	11/15/2023	832754	RECONCILED	11/16/2023	\$ 7,386.00
40861	123991	ACCOUNTS_PAYABLE	11/15/2023	170118	RECONCILED	11/16/2023	\$ 99.00
40862	123990	ACCOUNTS_PAYABLE	11/15/2023	160281	RECONCILED	12/01/2023	\$ 2,655.00
40863	123988	ACCOUNTS_PAYABLE	11/15/2023	150101	RECONCILED	11/21/2023	\$ 51.80
40864	124017	ACCOUNTS_PAYABLE	11/15/2023	1000669	RECONCILED	11/16/2023	\$ 60,639.00
40865	124014	ACCOUNTS_PAYABLE	11/15/2023	1000329	RECONCILED	11/20/2023	\$ 196.10
40866	123979	ACCOUNTS_PAYABLE	11/15/2023	20441	RECONCILED	11/21/2023	\$ 9,590.77
40867	123994	ACCOUNTS_PAYABLE	11/15/2023	210114	RECONCILED	11/16/2023	\$ 3,694.77
40868	124018	ACCOUNTS_PAYABLE	11/17/2023	1000475	RECONCILED	11/20/2023	\$ 16,040.63
40869	124025	ACCOUNTS_PAYABLE	11/20/2023	40073	RECONCILED	11/21/2023	\$ 10,617.24
40870	124038	ACCOUNTS_PAYABLE	11/20/2023	120127	RECONCILED	11/28/2023	\$ 143.70
40871	124028	ACCOUNTS_PAYABLE	11/20/2023	40228	RECONCILED	11/21/2023	\$ 4,268.50
40872	124056	ACCOUNTS_PAYABLE	11/20/2023	832680	RECONCILED	11/27/2023	\$ 1,708.76
40873	124054	ACCOUNTS_PAYABLE	11/20/2023	832489	RECONCILED	11/21/2023	\$ 236.55
40874	124049	ACCOUNTS_PAYABLE	11/20/2023	831579	RECONCILED	11/21/2023	\$ 8,400.00
40875	124060	ACCOUNTS_PAYABLE	11/20/2023	833052	RECONCILED	11/21/2023	\$ 62.50
40876	124065	ACCOUNTS_PAYABLE	11/20/2023	1000385	RECONCILED	11/21/2023	\$ 199.64
40877	124037	ACCOUNTS_PAYABLE	11/20/2023	110145	RECONCILED	11/21/2023	\$ 125.95
40878	124034	ACCOUNTS_PAYABLE	11/20/2023	70148	RECONCILED	11/21/2023	\$ 845.28
40879	124043	ACCOUNTS_PAYABLE	11/20/2023	200258	RECONCILED	11/22/2023	\$ 6,150.00
40880	124041	ACCOUNTS_PAYABLE	11/20/2023	190000	RECONCILED	11/21/2023	\$ 3,790.50
40881	124051	ACCOUNTS_PAYABLE	11/20/2023	832067	RECONCILED	12/01/2023	\$ 290.41
40882	124027	ACCOUNTS_PAYABLE	11/20/2023	40150	RECONCILED	11/28/2023	\$ 95.97
40883	124039	ACCOUNTS_PAYABLE	11/20/2023	120271	RECONCILED	11/24/2023	\$ 366.81
40884	124029	ACCOUNTS_PAYABLE	11/20/2023	50110	RECONCILED	12/07/2023	\$ 1,008.46
40885	124032	ACCOUNTS_PAYABLE	11/20/2023	50300	RECONCILED	11/21/2023	\$ 440.00
40886	124024	ACCOUNTS_PAYABLE	11/20/2023	40052	RECONCILED	11/21/2023	\$ 1,080.31
40887	124070	ACCOUNTS_PAYABLE	11/20/2023	1000673	RECONCILED	11/21/2023	\$ 33.30
40888	124048	ACCOUNTS_PAYABLE	11/20/2023	831162	RECONCILED	11/24/2023	\$ 570.38
40889	124050	ACCOUNTS_PAYABLE	11/20/2023	832059	RECONCILED	11/21/2023	\$ 741.99
40890	124047	ACCOUNTS_PAYABLE	11/20/2023	830708	RECONCILED	11/24/2023	\$ 1,868.90
40891	124046	ACCOUNTS_PAYABLE	11/20/2023	803379	RECONCILED	11/21/2023	\$ 55.84
40892	124042	ACCOUNTS_PAYABLE	11/20/2023	200240	RECONCILED	11/21/2023	\$ 762.00
40893	124030	ACCOUNTS_PAYABLE	11/20/2023	50183	RECONCILED	11/21/2023	\$ 2,625.00
40894	124067	ACCOUNTS_PAYABLE	11/20/2023	1000464	RECONCILED	12/04/2023	\$ 12.75
40895	124052	ACCOUNTS_PAYABLE	11/20/2023	832206	RECONCILED	11/30/2023	\$ 4,500.00
40896	124063	ACCOUNTS_PAYABLE	11/20/2023	1000271	RECONCILED	11/21/2023	\$ 4,000.00
40897	124062	ACCOUNTS_PAYABLE	11/20/2023	1000176	RECONCILED	11/21/2023	\$ 2,740.70
40898	124036	ACCOUNTS_PAYABLE	11/20/2023	100201	RECONCILED	11/21/2023	\$ 382.80
40899	124044	ACCOUNTS_PAYABLE	11/20/2023	210114	RECONCILED	11/21/2023	\$ 3,081.70
40900	124033	ACCOUNTS_PAYABLE	11/20/2023	70104	RECONCILED	11/30/2023	\$ 7,563.47
40901	124057	ACCOUNTS_PAYABLE	11/20/2023	832754	RECONCILED	11/21/2023	\$ 1,627.20
40902	124053	ACCOUNTS_PAYABLE	11/20/2023	832231	RECONCILED	11/21/2023	\$ 235.65
40903	124071	ACCOUNTS_PAYABLE	11/20/2023	1000677	RECONCILED	11/21/2023	\$ 358.09
40904	124035	ACCOUNTS_PAYABLE	11/20/2023	80365	RECONCILED	11/22/2023	\$ 500.00
40905	124066	ACCOUNTS_PAYABLE	11/20/2023	1000460	RECONCILED	11/21/2023	\$ 50.00
40906	124021	ACCOUNTS_PAYABLE	11/20/2023	20438	RECONCILED	11/28/2023	\$ 558.00

40907	124019	ACCOUNTS_PAYABLE	11/20/2023	10109	RECONCILED	11/27/2023	\$ 1,076.50
40908	124058	ACCOUNTS_PAYABLE	11/20/2023	832858	RECONCILED	11/21/2023	\$ 56.44
40909	124059	ACCOUNTS_PAYABLE	11/20/2023	832866	RECONCILED	11/21/2023	\$ 125.00
40910	124022	ACCOUNTS_PAYABLE	11/20/2023	30383	RECONCILED	11/21/2023	\$ 2,937.06
40911	124064	ACCOUNTS_PAYABLE	11/20/2023	1000305	RECONCILED	11/21/2023	\$ 451.80
40912	124069	ACCOUNTS_PAYABLE	11/20/2023	1000671	RECONCILED	11/21/2023	\$ 125.00
40913	124045	ACCOUNTS_PAYABLE	11/20/2023	230225	RECONCILED	11/27/2023	\$ 385.00
40914	124020	ACCOUNTS_PAYABLE	11/20/2023	20437	RECONCILED	11/28/2023	\$ 639.50
40915	124072	ACCOUNTS_PAYABLE	11/20/2023	1000681	RECONCILED	11/27/2023	\$ 3,500.00
40916	124023	ACCOUNTS_PAYABLE	11/20/2023	30467	RECONCILED	11/21/2023	\$ 7,500.00
40917	124068	ACCOUNTS_PAYABLE	11/20/2023	1000637	RECONCILED	11/21/2023	\$ 1,127.60
40918	124061	ACCOUNTS_PAYABLE	11/20/2023	833383	RECONCILED	11/21/2023	\$ 291.51
40919	124055	ACCOUNTS_PAYABLE	11/20/2023	832674	RECONCILED	11/21/2023	\$ 62.50
40920	124031	ACCOUNTS_PAYABLE	11/20/2023	50185	OUTSTANDING		\$ 28,331.59
40921	124040	ACCOUNTS_PAYABLE	11/20/2023	130099	RECONCILED	11/21/2023	\$ 250.00
40922	124026	ACCOUNTS_PAYABLE	11/20/2023	40135	RECONCILED	11/21/2023	\$ 250.00
40923	124073	ACCOUNTS_PAYABLE	11/21/2023	1000665	RECONCILED	11/22/2023	\$ 2,024.00
40924	0	PAYROLL	11/17/2023		RECONCILED	11/30/2023	\$ 1,102,208.86
40925	0	PAYROLL	11/03/2023		RECONCILED	11/30/2023	\$ 1,105,537.30
40926	0	PAYROLL	11/17/2023		RECONCILED	11/30/2023	\$ 218.48
40927	0	ACCOUNTS_PAYABLE	11/30/2023	900008	RECONCILED	11/30/2023	\$ 457,748.42
40928	0	ACCOUNTS_PAYABLE	11/30/2023	900047	RECONCILED	11/30/2023	\$ 1,935.61
40929	0	ACCOUNTS_PAYABLE	11/30/2023	900050	RECONCILED	11/30/2023	\$ 12,522.51
40930	0	ACCOUNTS_PAYABLE	11/30/2023	900039	RECONCILED	11/30/2023	\$ 15,387.96
40931	0	ACCOUNTS_PAYABLE	11/30/2023	900016	RECONCILED	11/30/2023	\$ 30,811.44
40932	0	ACCOUNTS_PAYABLE	11/30/2023	900017	RECONCILED	11/30/2023	\$ 1,927.54
40933	0	ACCOUNTS_PAYABLE	11/30/2023	900017	RECONCILED	11/30/2023	\$ 89,146.00
40934	0	ACCOUNTS_PAYABLE	11/30/2023	900016	RECONCILED	11/30/2023	\$ 287,266.00
40935	124081	ACCOUNTS_PAYABLE	11/27/2023	832331	RECONCILED	11/28/2023	\$ 125.00
40936	124074	ACCOUNTS_PAYABLE	11/27/2023	110121	RECONCILED	11/28/2023	\$ 125.00
40937	124086	ACCOUNTS_PAYABLE	11/27/2023	1000553	RECONCILED	12/01/2023	\$ 192.78
40938	124085	ACCOUNTS_PAYABLE	11/27/2023	1000194	RECONCILED	12/11/2023	\$ 301.57
40939	124077	ACCOUNTS_PAYABLE	11/27/2023	830861	RECONCILED	11/28/2023	\$ 475.00
40940	124075	ACCOUNTS_PAYABLE	11/27/2023	130081	RECONCILED	11/28/2023	\$ 62.50
40941	124080	ACCOUNTS_PAYABLE	11/27/2023	832330	RECONCILED	11/28/2023	\$ 250.00
40942	124082	ACCOUNTS_PAYABLE	11/27/2023	832453	RECONCILED	11/28/2023	\$ 125.00
40943	124087	ACCOUNTS_PAYABLE	11/27/2023	1000668	RECONCILED	11/28/2023	\$ 125.00
40944	124079	ACCOUNTS_PAYABLE	11/27/2023	832198	RECONCILED	11/28/2023	\$ 50.00
40945	124076	ACCOUNTS_PAYABLE	11/27/2023	703291	RECONCILED	11/28/2023	\$ 125.00
40946	124083	ACCOUNTS_PAYABLE	11/27/2023	832851	RECONCILED	11/28/2023	\$ 50.00
40947	124078	ACCOUNTS_PAYABLE	11/27/2023	831228	RECONCILED	11/28/2023	\$ 625.00
40948	124084	ACCOUNTS_PAYABLE	11/27/2023	1000163	VOID		\$ 2,247.00
40949	124088	ACCOUNTS_PAYABLE	11/27/2023	1000163	RECONCILED	11/28/2023	\$ 2,247.00
40950	124089	ACCOUNTS_PAYABLE	11/29/2023	10106	RECONCILED	12/04/2023	\$ 942.94
40951	124096	ACCOUNTS_PAYABLE	11/29/2023	30550	RECONCILED	11/30/2023	\$ 41.36
40952	124103	ACCOUNTS_PAYABLE	11/29/2023	90140	RECONCILED	12/01/2023	\$ 61,941.95
40953	124108	ACCOUNTS_PAYABLE	11/29/2023	160245	RECONCILED	12/01/2023	\$ 150.00
40954	124109	ACCOUNTS_PAYABLE	11/29/2023	180214	RECONCILED	11/30/2023	\$ 9,001.60
40955	124118	ACCOUNTS_PAYABLE	11/29/2023	832820	RECONCILED	11/30/2023	\$ 31,550.00
40956	124111	ACCOUNTS_PAYABLE	11/29/2023	803379	RECONCILED	11/30/2023	\$ 304.85
40957	124132	ACCOUNTS_PAYABLE	11/29/2023	1000625	RECONCILED	12/04/2023	\$ 1,111.50
40958	124097	ACCOUNTS_PAYABLE	11/29/2023	40052	RECONCILED	11/30/2023	\$ 2,031.07
40959	124124	ACCOUNTS_PAYABLE	11/29/2023	833028	RECONCILED	11/30/2023	\$ 4,775.00
40960	124106	ACCOUNTS_PAYABLE	11/29/2023	150128	RECONCILED	12/01/2023	\$ 692.50
40961	124129	ACCOUNTS_PAYABLE	11/29/2023	1000366	RECONCILED	11/30/2023	\$ 52,832.38
40962	124117	ACCOUNTS_PAYABLE	11/29/2023	832754	RECONCILED	11/30/2023	\$ 75.00
40963	124100	ACCOUNTS_PAYABLE	11/29/2023	70243	RECONCILED	12/04/2023	\$ 563.80
40964	124121	ACCOUNTS_PAYABLE	11/29/2023	832858	RECONCILED	11/30/2023	\$ 61.97
40965	124105	ACCOUNTS_PAYABLE	11/29/2023	150101	RECONCILED	12/05/2023	\$ 2,086.22

40966	124114	ACCOUNTS_PAYABLE	11/29/2023	832231	RECONCILED	11/30/2023	\$	1,004.98
40967	124104	ACCOUNTS_PAYABLE	11/29/2023	100088	RECONCILED	11/30/2023	\$	945.34
40968	124126	ACCOUNTS_PAYABLE	11/29/2023	833324	RECONCILED	11/30/2023	\$	3,591.00
40969	124128	ACCOUNTS_PAYABLE	11/29/2023	1000213	RECONCILED	12/12/2023	\$	229.00
40970	124095	ACCOUNTS_PAYABLE	11/29/2023	30546	RECONCILED	12/04/2023	\$	641.34
40971	124119	ACCOUNTS_PAYABLE	11/29/2023	832828	RECONCILED	11/30/2023	\$	220.79
40972	124115	ACCOUNTS_PAYABLE	11/29/2023	832443	RECONCILED	11/30/2023	\$	4,400.00
40973	124098	ACCOUNTS_PAYABLE	11/29/2023	50183	RECONCILED	11/30/2023	\$	13,139.61
40974	124093	ACCOUNTS_PAYABLE	11/29/2023	30382	RECONCILED	11/30/2023	\$	7,951.93
40975	124092	ACCOUNTS_PAYABLE	11/29/2023	30240	RECONCILED	11/30/2023	\$	262.52
40976	124123	ACCOUNTS_PAYABLE	11/29/2023	832932	RECONCILED	11/30/2023	\$	220.00
40977	124133	ACCOUNTS_PAYABLE	11/29/2023	1000660	OUTSTANDING		\$	500.00
40978	124116	ACCOUNTS_PAYABLE	11/29/2023	832657	RECONCILED	11/30/2023	\$	42,510.00
40979	124110	ACCOUNTS_PAYABLE	11/29/2023	200240	RECONCILED	11/30/2023	\$	462.64
40980	124090	ACCOUNTS_PAYABLE	11/29/2023	10109	RECONCILED	12/11/2023	\$	1,524.00
40981	124131	ACCOUNTS_PAYABLE	11/29/2023	1000495	RECONCILED	11/30/2023	\$	21,285.00
40982	124127	ACCOUNTS_PAYABLE	11/29/2023	833444	RECONCILED	11/30/2023	\$	80,388.75
40983	124125	ACCOUNTS_PAYABLE	11/29/2023	833268	RECONCILED	11/30/2023	\$	96.55
40984	124120	ACCOUNTS_PAYABLE	11/29/2023	832850	RECONCILED	11/30/2023	\$	10,956.00
40985	124130	ACCOUNTS_PAYABLE	11/29/2023	1000379	RECONCILED	11/30/2023	\$	6,314.00
40986	124113	ACCOUNTS_PAYABLE	11/29/2023	831164	RECONCILED	12/01/2023	\$	6,594.71
40987	124102	ACCOUNTS_PAYABLE	11/29/2023	80346	RECONCILED	11/30/2023	\$	4,497.00
40988	124112	ACCOUNTS_PAYABLE	11/29/2023	803391	RECONCILED	11/30/2023	\$	408.88
40989	124101	ACCOUNTS_PAYABLE	11/29/2023	70405	OUTSTANDING		\$	9,875.00
40990	124091	ACCOUNTS_PAYABLE	11/29/2023	10518	RECONCILED	12/06/2023	\$	328.00
40991	124099	ACCOUNTS_PAYABLE	11/29/2023	50300	RECONCILED	11/30/2023	\$	532.00
40992	124107	ACCOUNTS_PAYABLE	11/29/2023	160219	RECONCILED	11/30/2023	\$	459.69
40993	124094	ACCOUNTS_PAYABLE	11/29/2023	30414	RECONCILED	11/30/2023	\$	91.00
40994	124122	ACCOUNTS_PAYABLE	11/29/2023	832931	RECONCILED	11/30/2023	\$	7,167.00
40995	124134	ACCOUNTS_PAYABLE	11/29/2023	160275	RECONCILED	11/30/2023	\$	21,487.50
40996	124135	ACCOUNTS_PAYABLE	11/29/2023	220110	RECONCILED	11/30/2023	\$	121,346.00
41051	0	ACCOUNTS_PAYABLE	11/30/2023	900022	RECONCILED	11/30/2023	\$	2,711.16
41055	0	ACCOUNTS_PAYABLE	11/30/2023	900039	RECONCILED	11/30/2023	\$	15,435.90